


COLLARE A BULLONE



CODICE	Diametro
2030150026	26-28
2030150032	32-35
2030150036	36-39
2030150040	40-43
2030150044	44-47
2030150048	48-51
2030150052	52-55
2030150056	56-59
2030150060	60-63
2030150064	64-67
2030150068	68-73
2030150074	74-79
2030150080	80-85
2030150086	86-91
2030150092	92-97
2030150098	98-103
2030150122	122-130
2030150149	149-161
2030150162	162-174
2030150175	175-187
2030150201	201-213
2030150214	214-226
2030150240	240-252

N.B.: Altre misure disponibili su richiesta

FASCETTA



CODICE	Diametro
20301008	9,5-12
20301010	10-16
20301012	12-20
20301016	16-22
20301018	18-25
20301022	22-30
20301026	25-35
20301032	30-40
20301038	35-50
20301044	40-55
20301050	45-60
20301070	55-70

FASCETTA MINI



CODICE	Diametro
20301110	10,5-13,0
20301111	11,5-14,0
20301114	14,0-17,0

FASCETTA BIFILARE



CODICE	Diametro
20301217	13,5-17,0
20301223	19,5-23,0
20301231	27,0-31,0
20301237	33,0-37,0

FASCETTA NYLON NERA *Conf. 100 pz*



CODICE	Lunghezza	Larghezza
20301310	100	2,7
20301315	135	2,5
20301320	160	2,5
20301325	200	2,5
20301330	140	3,5
20301335	200	3,5
20301350	140	4,5
20301355	160	4,5
20301360	180	4,5
20301365	200	4,5
20301370	280	4,5
20301380	280	7,5
20301385	360	7,5
20301390	500	7,5
20301395	750	7,5

N.B.: Su richiesta disponibile anche in colore naturale

FASCETTA GOMMATA DIN 3016 - BANDA 12 mm W1

	<i>Diam. (mm)</i>	<i>Banda (mm)</i>	<i>Foro MA</i>	<i>Confezione pz.</i>
121.005.2	5	12	5	100
121.006.2	6	12	5	100
121.008.2	8	12	5	100
121.010.2	10	12	5	100
121.012.2	12	12	5	100
121.015.2	15	12	5	100
121.018.2	18	12	5	100
121.020.2	20	12	5	100
121.022.2	22	12	5	100
121.025.2	25	12	5	100

FASCETTA GOMMATA DIN 3016 - BANDA 15 mm W1

	<i>Diam. (mm)</i>	<i>Banda (mm)</i>	<i>Foro MA</i>	<i>Confezione pz.</i>
122.005.2	5	15	6	50
122.006.2	6	15	6	50
122.008.2	8	15	6	50
122.010.2	10	15	6	50
122.012.2	12	15	6	50
122.015.2	15	15	6	50
122.018.2	18	15	6	50
122.020.2	20	15	6	50
122.022.2	22	15	6	50
122.024.2	24	15	6	50
122.025.2	25	15	6	50
122.028.2	28	15	6	50
122.030.2	30	15	6	50
122.032.2	32	15	6	50
122.035.2	35	15	6	50
122.038.2	38	15	6	50
122.040.2	40	15	6	50


FASCETTA GOMMATA DIN 3016 - BANDA 20 mm W1

	<i>Diam. (mm)</i>	<i>Banda (mm)</i>	<i>Foro MA</i>	<i>Confezione pz.</i>
123.010.2	10	20	8	25
123.012.2	12	20	8	25
123.015.2	15	20	8	25
123.018.2	18	20	8	25
123.020.2	20	20	8	25
123.022.2	22	20	8	25
123.025.2	25	20	8	25
123.028.2	28	20	8	25
123.030.2	30	20	8	25
123.032.2	32	20	8	25
123.035.2	35	20	8	25
123.038.2	38	20	8	25
123.040.2	40	20	8	25
123.042.2	42	20	8	25
123.045.2	45	20	8	25
123.048.2	48	20	8	25
123.050.2	50	20	8	25
123.060.2	60	20	8	25

FASCETTA GOMMATA SMS

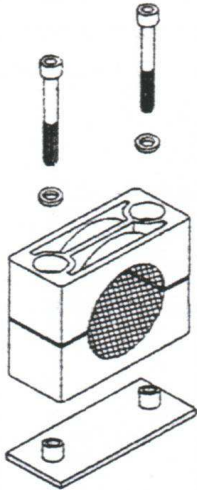
	<i>Diam. (mm)</i>	<i>Banda (mm)</i>	<i>Foro MA</i>	<i>Confezione pz.</i>
120.003.2	3,2	12,7	6	100
120.005.2	4,8	12,7	6	100
120.013.2	12,7	12,7	6	100
120.021.2	20,6	12,7	6	50
120.032.2	31,8	12,7	6	50
120.033.2	33,3	12,7	6	50
120.035.2	34,9	12,7	6	50
120.037.2	36,5	12,7	6	50
120.038.2	38,1	12,7	6	50
120.045.2	44,5	12,7	6	25
120.047.2	47	12,7	6	25
120.051.2	51	12,7	6	25
120.060.2	60	12,7	6	25
120.065.2	65	12,7	6	25

FASCETTA GOMMATA ECO

	<i>Diam. (mm)</i>	<i>Banda (mm)</i>	<i>Foro MA</i>	<i>Confezione pz.</i>
FGZ14	14	14	6	50
FGZ22	22	14	6	50
FGZ28	28	14	6	50
FGZ32	32	14	6	50
FGZ35	35	14	6	50
FGZ45	45	14	6	50
FGZ48	48	14	6	50
FGZ50	50	14	6	50
FGZ55	55	14	6	50
FGZ60	60	14	6	50



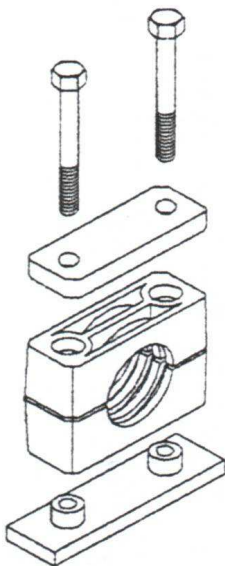
COLLARE FERMATUBO STANDARD COMPL



CODICE	Diam. mm	Diam. gas
C2-12	12	
C3-14	14	
C3-15	15	
C3-16	16	
C3-18	18	
C4-20	20	
C4-22	22	
C4-25	25	
C5-3/4	26,9	3/4
C5-28	28	
C5-30	30	
C6-32	32	
C6-1"	33,7	1"
C6-35	35	
C6-38	38	
C6-40	40	
C6-1"1/4	42,4	1"1/4
C7-1"1/2	48,3	1"1/2

N.B.: Disponibile anche per tubi con diametro esterno da 6 a 102 mm.

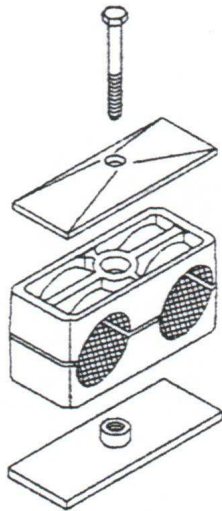
COLLARE FERMATUBO PESANTE COMPL



CODICE	Diam. mm	Diam. gas
CP2-1/2	21,3	1/2
CP2-3/4	26,9	3/4
CP2-30	30	
CP3-1"	33,7	1"
CP3-38	38	
CP3-1"1/4	42,4	1"1/4
CP4-1"1/2	48,3	1"1/2
CP4-2"	60,3	2"

N.B.: Disponibile anche per tubi con diametro esterno da 6 a 102 mm.

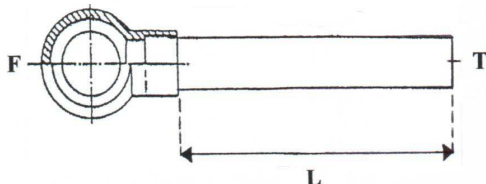
COLLARE FERMATUBO DOPPIO COMPL.



CODICE	Diam. mm	Diam. gas
CF1-12	12-12	
CF2-14	14-14	
CF2-15	15-15	
CF2-16	16-16	
CF2-18	18-18	
CF3-20	20-20	
CF3-1/2	21,3-21,3	1/2-1/2
CF3-22	22-22	
CF3-25	25-25	
CF4-28	28-28	
CF4-30	30-30	
CF5-32	32-32	
CF5-1"	33,7-33,7	1"-1"
CF5-38	38-38	
CF5-40	40-40	
CF5-1"1/4	42,4-42,4	1"1/4-1"1/4

N.B.: Disponibile anche per tubi appaiati con diametro esterno da 6 a 42 mm.

OCCHIO GAS/METR. + TUBO SALDATO



CODICE	Foro	Tubo	L. mm.
1540001000	1/4	12x1,5	300
1540002000	3/8	12x1,5	150
1540002030	3/8	12x1,5	300
1540002060	3/8	12x1,5	340
1540004000	18	15x1,5	225
1540005000	1/2	15x1,5	225
1540005020	1/2	15x1,5	260
1540005060	1/2	16x2	225
1540005080	1/2	16x2	300